



NEW!

KX – THE FLEXIBLE  
CABLE JUNCTION BOXES FOR  
EX ENVIRONMENTS

[hensel-electric.de/atex](https://hensel-electric.de/atex)

**HENSEL**

# WHEN SAFETY IS CRITICAL.


For electrical installation in potentially explosive atmospheres, or hazardous areas for short, according to European **Directive 2014/34/EU (also known as “ATEX directive”)** specially tested products are required. The electrical specialist must select suitable equipment taking the operational environment into account.

It goes without saying that this equipment must meet the necessary quality requirements for explosion hazardous areas. At the same time, however, they should also be able to be used flexibly and be adaptable to the many challenges present on construction sites.



# REQUIREMENTS CAN CHANGE QUICKLY. THE SOLUTION: FLEXIBLE PRODUCTS FOR CONSTRUCTION SITES.

Thanks to modern terminal technology and variable cable entry, many requirements can be solved on site with just a few product variants of the KX-series cable junction boxes – flexible and safe.





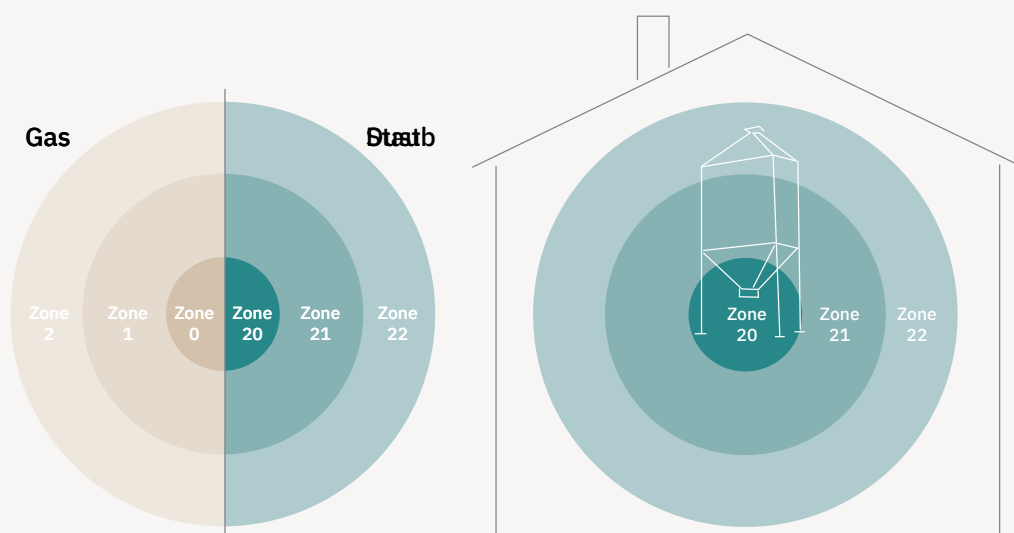
# EQUIPMENT SELECTION FOR HAZARDOUS AREAS:



## What requirements do Cable Junction Boxes need to comply with?

As well as being suitable for hazardous areas, the operational conditions of use, actual requirements and influences on the equipment must be taken into account. Approx. 80% of all electrical installations in hazardous areas are within Ex Zone 2 or 22.

Here, construction sites can present a challenge: Whether due to other installations or because the site owner changes things at short notice. If a cable junction box cannot be adjusted flexibly on site for example, if more cables need to enter and be terminated than originally planned, then a complex process of finding and procuring an alternative becomes necessary. This costs time and money.



Schematic representation of the Ex zones



## Function and safety

Equipment in potentially explosive atmospheres must be procured and operated in such a way that no potential ignition hazards arise in operational conditions, for example thro

- + Avoiding electrostatic charge
- + Limiting surface temperatures
- + Protection against ingress of flammable and/or conductive dusts

For electrical devices in category 3 (zone 2 and 22) the manufacturer has to issue a declaration of conformity as a confirmation of the conformity assessment according to the ATEX directive 2014/34/EU.

Special tests have to be performed for this to verify the special product features regarding explosion protection. For category 2 and 1 (zone 1 and 21 resp. zone 0 and 20), an additional type examination certificate and a special certification and auditing process of the quality assessment system by a notified body are necessary.



### Flexibility on the construction site

Nothing is as constant as change - construction sites demand flexibility. For example for the following situations:

- + More cable entries into the housing are required. The pre-installed cable glands are not sufficient.
- + More cables need to enter and be terminated per pole than planned - there is insufficient space on the terminal.




# NEW EX CABLE JUNCTION BOXES AND CABLE GLANDS FOR EX ZONES 2 AND 22

**with many benefits for the electrical specialist**

CABLE JUNCTION BOXES  
FOR HAZARDOUS AREAS

IP  
66





### Flexible cable entry

allows easy adaptation to new installation situations on site

- + Smooth walls can be custom-drilled for cable entries.
- + Drill markings for easy positioning of the drill.
- + Depending on the box size a maximum of 7 to 10 cable entries can be created.



### Flexible terminal technology

allows plenty of space for wiring

- + Modern terminal technology with 2 clamping units per pole also combines different conductor cross sections and conductor types in a single pole.
- + High-positioned terminal for more space for wiring, even when the maximum number of conductors are installed
- + Variable positioning of the terminal in the housing according to the position of the cable entry.
- + Integrated wire protection and protection against loosening.



### Easy assembly

with pluggable external brackets

- + Plug-in external brackets always included
- + Positions up / down / left / right selectable
- + Easy marking due to optimal accessibility
- + Slotted holes for perfect alignment





# KX SERIES

## CABLE JUNCTION BOXES FOR USE IN POTENTIALLY EXPLOSIVE ATMOSPHERES

**suitable for Ex zone 2 and 22**



**FLEXIBLE – ROBUST  
SAFE**

IP  
66

### System properties

- + EEx marking for explosive gas atmospheres: II 3G Ex ec IIC T6 Gc
- + Ex marking for explosive dust atmospheres: II 3D Ex tc IIIC T85 Dc
- + With drill markings on the box walls for flexible positioning of the cable entries
- + Degree of protection IP 66, Ex cable glands available as an accessory
- + Suitable for areas with a high level of mechanical hazards
- + Can be closed quickly by a quarter turn - locked position well visible
- + With high-position terminal or terminal blocks
- + Various conductor cross sections and types
- + Terminals with wire protection including for flexible conductors without ferrules
- + Various terminal positions
- + Material: Polycarbonate
- + Burning behaviour: Glow wire test according to IEC 60695-2-11: 750°C, flame retardant, self-extinguishing
- + Colour: black, similar to RAL 9011

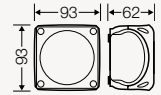
Ex cable junction boxes for use in potentially explosive atmospheres  
 Box walls without knockouts



### KX 0202 C

#### 0.75-2.5 mm<sup>2</sup>, Cu 3~

- + Terminal with 2 clamping units per pole
- + 5-pole per pole 8 x 0.75-1 mm<sup>2</sup> r / f, 6 x 1.5 mm<sup>2</sup> r / f, 4 x 2.5 mm<sup>2</sup> r / f, 2 x 4 mm<sup>2</sup> r / f
- + Rated current of the terminal depends on the conductor crosssection. For this see installation instructions or [www.hensel-electric.de](http://www.hensel-electric.de) > Products
- + for explosive environments, can be used on Zone 2 and 22
- + „weatherproof“ resistant to weather influences (UV due to solar radiation, protected against rainwater, temperature resistant, impact resistant, etc.)
- + Cable entries can be custom-drilled, order AXM separately (see cable entry systems LES)
- + Permitted size of the cable entry system: M20
- + External brackets for wall fixing included



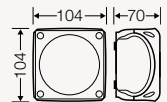
Rated insulation voltage	U <sub>i</sub> = 690 V a.c./d.c.
Rated current	16 A (2.5 mm <sup>2</sup> ) 14,5 A (1.5 mm <sup>2</sup> )
Tightening torque of terminal	0.5 Nm



### KX 0404 C

#### 1.5-4 mm<sup>2</sup>, Cu 3~

- + Terminal with 2 clamping units per pole
- + 5-pole per pole 8 x 1.5 mm<sup>2</sup> r / f, 6 x 2.5 mm<sup>2</sup> r / f, 4 x 4 mm<sup>2</sup> r / f, 2 x 6 mm<sup>2</sup> r / f
- + for explosive environments, can be used on Zone 2 and 22
- + „weatherproof“ resistant to weather influences (UV due to solar radiation, protected against rainwater, temperature resistant, impact resistant, etc.)
- + Cable entries can be custom-drilled, order AXM separately (see cable entry systems LES)
- + Permitted size of the cable entry system: M20 and M25
- + External brackets for wall fixing included



Rated insulation voltage	U <sub>i</sub> = 690 V a.c./d.c.
Rated current	25 A (4 mm <sup>2</sup> ) 20 A (2,5 mm <sup>2</sup> ) 16 A (1,5 mm <sup>2</sup> )
Tightening torque of terminal	0.7 Nm



MORE INFORMATION [HENSEL-ELECTRIC.DE](http://HENSEL-ELECTRIC.DE)

Ex cable junction boxes for use in potentially explosive atmospheres

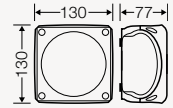
Box walls without knockouts



## KX 0606 C

### 1.5-6 mm<sup>2</sup>, Cu 3~

- + Terminal with 2 clamping units per pole
- + 5-pole per pole 6 x 1.5 mm<sup>2</sup> r / f, 4 x 2.5 mm<sup>2</sup> r / f, 4 x 4 mm<sup>2</sup> r / f, 4 x 6 mm<sup>2</sup> r / f, 2 x 10 mm<sup>2</sup> r / f
- + for explosive environments, can be used on Zone 2 and 22
- + „weatherproof“ resistant to weather influences (UV due to solar radiation, protected against rainwater, temperature resistant, impact resistant, etc.)
- + Cable entries can be custom-drilled, order AXM separately (see cable entry systems LES)
- + Permitted size of the cable entry system: M20 to M32
- + External brackets for wall fixing included



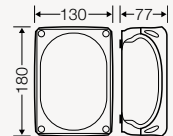
Rated insulation voltage	U <sub>i</sub> = 690 V a.c./d.c.
Rated current	32 A (6 mm <sup>2</sup> ) 25.5 A (4 mm <sup>2</sup> ) 21.5 A (2,5 mm <sup>2</sup> )
Tightening torque of terminal	1,5 Nm



## KX 1010 C

### 2.5-10 mm<sup>2</sup>, Cu 3~

- + Terminal with 2 clamping units per pole
- + 5-pole per pole 6 x 2.5 mm<sup>2</sup> r / f, 4 x 4 mm<sup>2</sup> r / f, 4 x 6 mm<sup>2</sup> r / f, 4 x 10 mm<sup>2</sup> r / f, 2 x 16 mm<sup>2</sup> r / f
- + for explosive environments, can be used on Zone 2 and 22
- + „weatherproof“ resistant to weather influences (UV due to solar radiation, protected against rainwater, temperature resistant, impact resistant, etc.)
- + Cable entries can be custom-drilled, order AXM separately (see cable entry systems LES)
- + Permitted size of the cable entry system: M20 and M25
- + External brackets for wall fixing included



Rated insulation voltage	U <sub>i</sub> = 690 V a.c./d.c.
Rated current	46.5 A (10 mm <sup>2</sup> ) 36 A (6 mm <sup>2</sup> ) 30 A (4 mm <sup>2</sup> )
Tightening torque of terminal	2.0 Nm



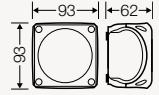
Ex cable junction boxes with terminal blocks for use in potentially explosive environments  
 Box walls without knockouts



## RX 0203 T

### 0.5-4 mm<sup>2</sup>, Cu

- + 3 terminal blocks WKM 2.5/15
- + per terminal 2 x 0.5-2.5 mm<sup>2</sup> f, 2 x 0.5-4 mm<sup>2</sup> sol or 2 x 1.5-2.5 mm<sup>2</sup> s, for detailed terminal allocation see technical appendix DK Cable junction boxes
- + Terminal blocks from Wieland
- + Neutral terminal labelling
- + for explosive environments, can be used on Zone 2 and 22
- + Cable entries can be custom-drilled, order AXM separately (see cable entry systems LES)
- + „weatherproof“ resistant to weather influences (UV due to solar radiation, protected against rainwater, temperature resistant, impact resistant, etc.)
- + External brackets for wall fixing included



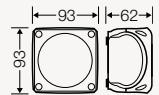
Rated insulation voltage	U <sub>i</sub> = 690 V a.c./d.c.
Rated current	22.5 A (4 mm <sup>2</sup> ) 19 A (2,5 mm <sup>2</sup> ) 17.5 A (1,5 mm <sup>2</sup> )
Tightening torque of terminal	0.4 Nm



## RX 0205 T

### 0.5-4 mm<sup>2</sup>, Cu

- + 5 terminal blocks WKM 2.5/15
- + per terminal 2 x 0.5-2.5 mm<sup>2</sup> f, 2 x 0.5-4 mm<sup>2</sup> sol or 2 x 1.5-2.5 mm<sup>2</sup> s, for detailed terminal allocation see technical appendix DK Cable junction boxes
- + Terminal blocks from Wieland
- + Neutral terminal labelling
- + for explosive environments, can be used on Zone 2 and 22
- + Cable entries can be custom-drilled, order AXM separately (see cable entry systems LES)
- + „Outdoor - harsh environment and (or) outdoor“ resistant to the effects of weather (such as UV radiation due to solar irradiation, protected against rainwater, temperature resistant, impact-resistant etc.)
- + External brackets for wall fixing included



Rated insulation voltage	U <sub>i</sub> = 690 V a.c./d.c.
Rated current	20 A (4 mm <sup>2</sup> ) 16.5 A (2,5 mm <sup>2</sup> ) 16 A (1,5 mm <sup>2</sup> )
Tightening torque of terminal	0.4 Nm



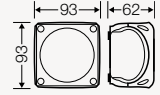
Ex cable junction boxes with terminal blocks for use in potentially explosive environments  
 Box walls without knockouts



### RX 0207 T

#### 0.5-4 mm<sup>2</sup>, Cu

- + 7 terminal blocks WKM 2.5/15
- + per terminal 2 x 0.5-2.5 mm<sup>2</sup> f, 2 x 0.5-4 mm<sup>2</sup> sol or 2 x 1.5-2.5 mm<sup>2</sup> s, for detailed terminal allocation see technical appendix DK Cable junction boxes
- + Terminal blocks from Wieland
- + Neutral terminal labelling
- + for explosive environments, can be used on Zone 2 and 22
- + Cable entries can be custom-drilled, order AXM separately (see cable entry systems LES)
- + „weatherproof“ resistant to weather influences (UV due to solar radiation, protected against rainwater, temperature resistant, impact resistant, etc.)
- + External brackets for wall fixing included



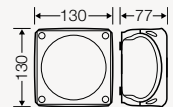
Rated insulation voltage	U <sub>i</sub> = 690 V a.c./d.c.
Rated current	17.5 A (4 mm <sup>2</sup> )
	15 A (2,5 mm <sup>2</sup> )
	14 A (1,5 mm <sup>2</sup> )
Tightening torque of terminal	0.4 Nm



### RX 0610 T

#### 0.5-6 mm<sup>2</sup>, Cu

- + 10 terminal blocks WT 4
- + per terminal 2 x 0.5-4 mm<sup>2</sup> f, 2 x 0.5-6 mm<sup>2</sup> sol or 2 x 1.5-4 mm<sup>2</sup> s, for detailed terminal allocation see technical appendix DK Cable junction boxes
- + Terminal blocks from Wieland
- + Connector plug for terminal blocks: Manufacturer Wieland IVB WKF 4
- + Neutral terminal labelling
- + for explosive environments, can be used on Zone 2 and 22
- + Cable entries can be custom-drilled, order AXM separately (see cable entry systems LES)
- + „weatherproof“ resistant to weather influences (UV due to solar radiation, protected against rainwater, temperature resistant, impact resistant, etc.)
- + External brackets for wall fixing included



Rated insulation voltage	U <sub>i</sub> = 690 V a.c./d.c.
Rated current	25.5 A (6 mm <sup>2</sup> )
	21.5 A (4 mm <sup>2</sup> )
	16.5 A (2,5 mm <sup>2</sup> )
Tightening torque of terminal	0.5 Nm



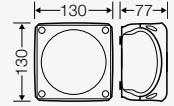
Ex cable junction boxes with terminal blocks for use in potentially explosive environments  
 Box walls without knockouts



## RX 0614 T

### 0.5-6 mm<sup>2</sup>, Cu

- + 14 terminal blocks WT 4
- + per terminal 2 x 0.5-4 mm<sup>2</sup> f, 2 x 0.5-6 mm<sup>2</sup> sol or 2 x 1.5-4 mm<sup>2</sup> s, for detailed terminal allocation see technical appendix DK Cable junction boxes
- + Terminal blocks from Wieland
- + Connector plug for terminal blocks: Manufacturer Wieland IVB WKF 4
- + Neutral terminal labelling
- + for explosive environments, can be used on Zone 2 and 22
- + Cable entries can be custom-drilled, order AXM separately (see cable entry systems LES)
- + „weatherproof“ resistant to weather influences (UV due to solar radiation, protected against rainwater, temperature resistant, impact resistant, etc.)
- + External brackets for wall fixing included



Rated insulation voltage	U <sub>i</sub> = 690 V a.c./d.c.
Rated current	23 A (6 mm <sup>2</sup> ) 19.5 A (4 mm <sup>2</sup> ) 14.5 A (2,5 mm <sup>2</sup> )
Tightening torque of terminal	0.5 Nm



Ex cable junction boxes for use in potentially explosive atmospheres  
cable entry



### AXM 20

#### Ex cable glands for Ex zones 2 and 22 for knockouts M 20

- + Sealing range Ø 8-13 mm
- + ISO thread M 20 x 1.5
- + Bore-hole Ø 20.2 mm
- + Wall thickness up to 3 mm
- + with strain relief and locknut
- + for indoor (normal environment and/or protected outdoor) and outdoor installation (harsh environment and/or outdoor)
- + Glow wire test IEC 60695-2-11: 960°C
- + Colour: black, RAL 9005

Tightening torque	4 Nm
-------------------	------



### AXM 25

#### Ex cable glands for Ex zones 2 and 22 for knockouts M 25

- + Sealing range Ø 10-17 mm
- + ISO thread M 25 x 1.5
- + Bore-hole Ø 25.2 mm
- + Wall thickness up to 3 mm
- + with strain relief and locknut
- + for indoor (normal environment and/or protected outdoor) and outdoor installation (harsh environment and/or outdoor)
- + Glow wire test IEC 60695-2-11: 960°C
- + Colour: black, RAL 9005

Tightening torque	6 Nm
-------------------	------



### AXM 32

#### Ex cable glands for Ex zones 2 and 22 for knockouts M 32

- + Sealing range Ø 14-21 mm
- + ISO thread M 32 x 1.5
- + Bore-hole Ø 32.3 mm
- + Wall thickness up to 3 mm
- + with strain relief and locknut
- + for indoor (normal environment and/or protected outdoor) and outdoor installation (harsh environment and/or outdoor)
- + Glow wire test IEC 60695-2-11: 960°C
- + Colour: black, RAL 9005

Tightening torque	6 Nm
-------------------	------

# PRODUCT OVERVIEW CABLE JUNCTION BOXES

The most suitable solution for every application




**DK serie: IP 66**  
for protected installation  
elastic membranes or  
metric knockouts



**KF serie: IP 66 / IP 67 / IP 69**  
weatherproof, for unprotected  
outdoor installation  
metric knockouts



**WP serie: IP 66 / IP 68 / IP 69**  
submersion up to 20 meters, 168 hours  
waterproof, encapsulating for  
extreme applications  
metric knockouts



**FK serie:**  
E30/E60/E90 intrinsic fire resistance  
PH120 insulation integrity



**KX serie:**  
for use in potentially explosive  
atmospheres  
Suitable for Ex zone 2 and 22



FOR A SAFE ELECTRIC FUTURE



NEW!

**NO COMPROMISES,  
FULL FLEXIBILITY.**

**The new KX series cable junction boxes from  
HENSEL for hazardous areas.**

As usual with full flexibility and unique installation comfort of the HENSEL-box. Made for daily work on the construction site.



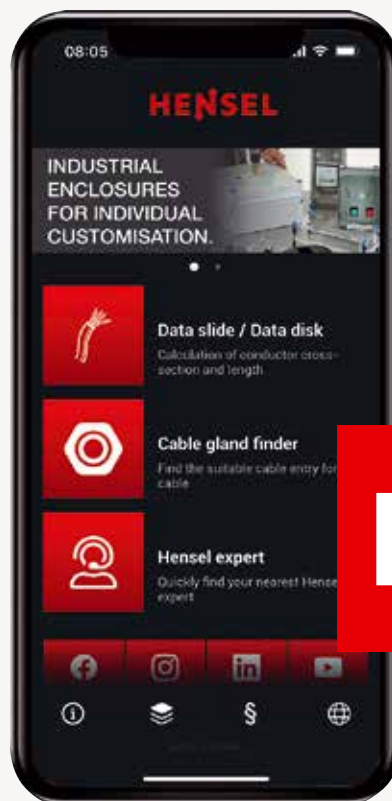
[hensel-electric.de/atex](https://hensel-electric.de/atex)

**HENSEL**

# ENYEXPERT – MORE KNOWLEDGE IN YOUR HAND

Always be up-to-date on the go. In addition to useful information, the HENSEL app offers simple and practical tools to make your everyday work easier.

- + **Data slide / data disc**  
Determination of conductor cross-section and length
- + **Cable gland finder**  
Find the suitable cable size for your cable
- + **HENSEL expert**  
Quickly find your nearest HENSEL expert



AVAILABLE FOR ANDROID AND  
IOS (FREE OF CHARGE)



ANDROID  
Scan QR-Code



IOS  
Scan QR-Code

# SERVICE@HENSEL – DIGITAL, ANALOGUE AND ON SITE

In addition to the ENYEXPERT app, HENSEL offers other useful and innovative tools that significantly facilitate the everyday work in the electrical trade:



**+ MY HENSEL-BOX**

**Your Logo on the HENSEL-box**

Use the HENSEL-box as a business card for your installation services



Please contact your HENSEL expert:  
**hensel-electric.de**

**+ ENYGUIDE**

**The 3D Configurator for Mi- and ENYSTAR distribution boards**

Whether as a 2D drawing or as a three-dimensional image – The intuitive 3D planning tool ENYGUIDE supports electrical specialists in the planning, project planning and ordering of HENSEL ENYSTAR and Mi Distribution boards.



More:  
**enyguide.de**

**+ CALCULATION TOOL**

**for the verification of the permissible temperature rise**

The online tool for quickly and easily determining the power loss.



**+ PORTAL 61439**

The platform with all information about design and assembly according to IEC 61439 / EN 61439.



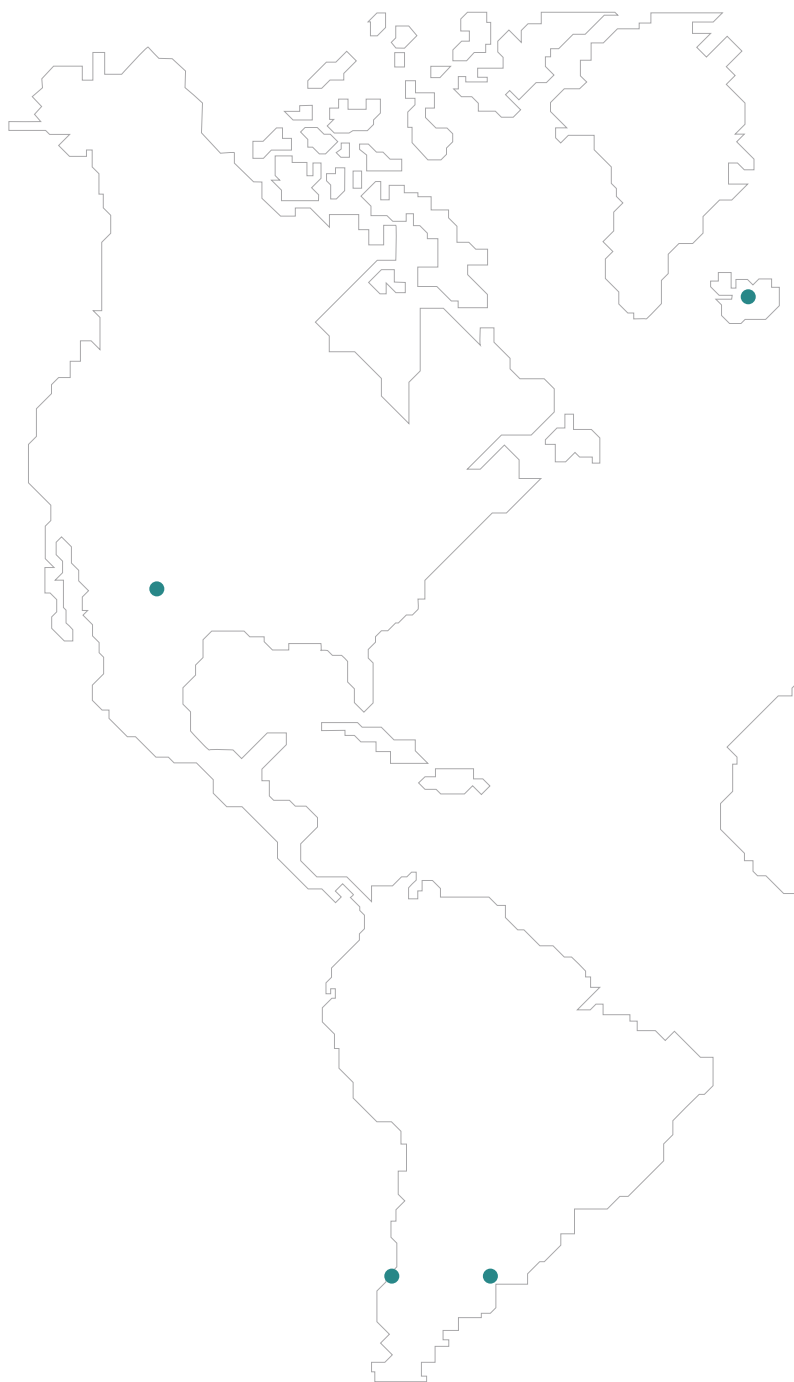

# WE PROVIDE YOU WITH PROJECT SUPPORT!

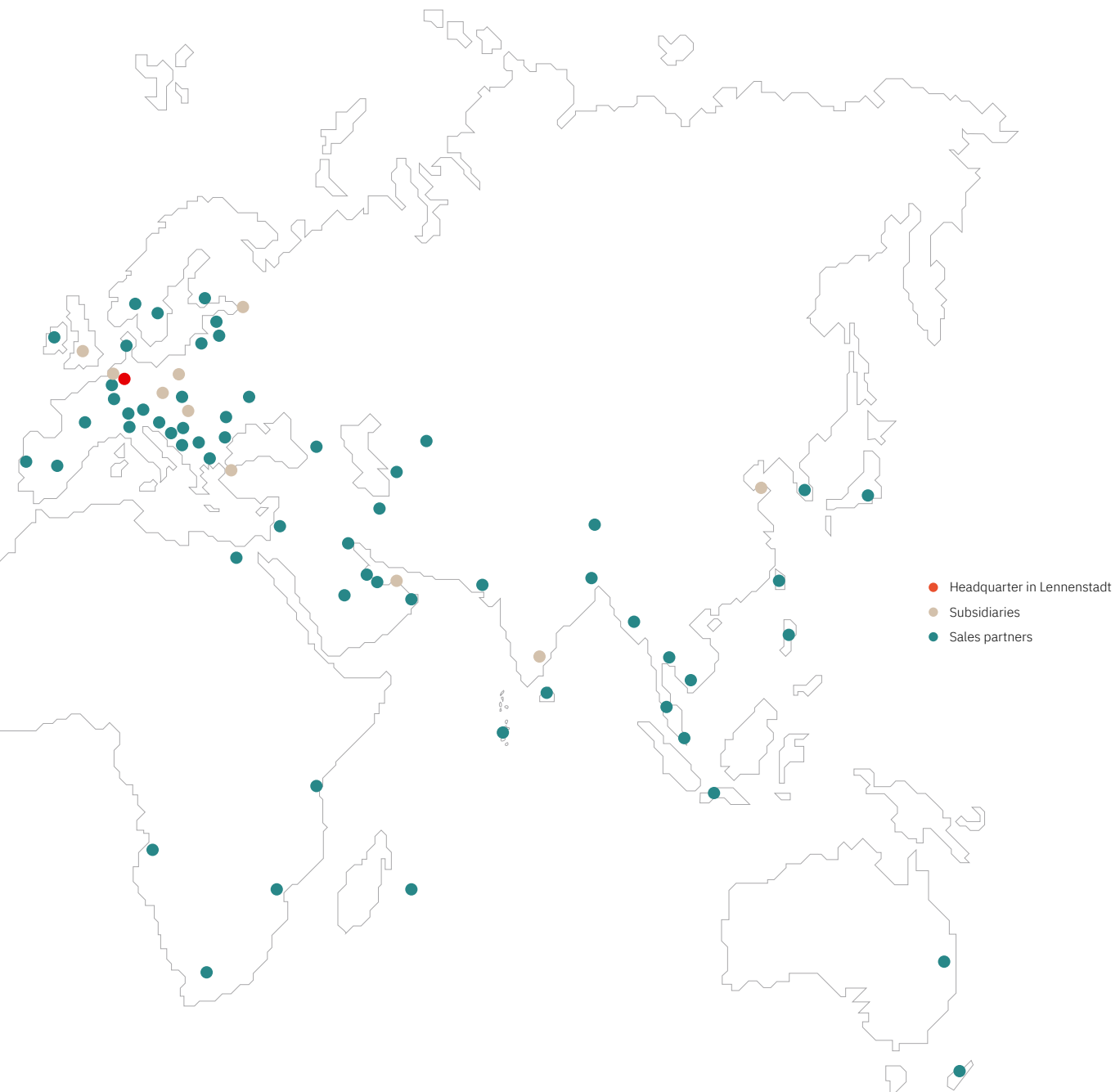
HENSEL maintains a close-knit network of technical field offices, distribution bases, subsidiaries and foreign representative offices throughout the world.

**Please scan the QR code or see our website**

**[www.hensel-electric.de](http://www.hensel-electric.de)**

**to get detailed information.**





**Hensel Electric India Pvt. Ltd.**

35, Kunnam Village

Sunguvarchathram - Walajabad Road

**Gustav Hensel GmbH & Co. KG**

Gustav Hensel Str. Tamil Nadu

D-57368 Lennestadt, Germany

Phone: (+91) 2123 671 27700

Fax: +91 2123 671 27701

info@hensel-electric.in

hensel-electric.de